

HELP WANTED!

WANTED: ERRAND EXPERT

to run errands around the school. Must have a swift pace and good sense of direction.



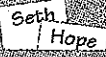
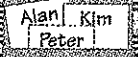
WANTED: MAIL CARRIER

to distribute papers to classmates.




WANTED: ELECTRICIAN

needed to turn on/off lights, computers, television, etc.



For Hire

On Vacation



Newsletter Helpers

Add another dimension to your classroom job chart by including helpers who create your weekly newsletter! In addition to the usual classroom jobs, assign the following positions: editor, math reporter, social studies reporter, language arts reporter, science reporter, and interviewer. Explain that the interviewer will interview a school employee and then write an article about this person. Each reporter will summarize what the class studied about that subject during the week, while the editor will compile the five articles into the newsletter. Not only does this idea provide important skills practice, but it also guarantees a classroom newsletter every week. **Kathy Occhioni—Gr. 4, Fairbanks Road Elementary, Churchville, NY**


Classified Helpers

Create a new interest in classroom jobs by listing them in the classifieds! Cover a bulletin board with the classified section of a newspaper and title it "Help Wanted!" Add two construction paper pockets—one labeled "For Hire" and the other "On Vacation"—to the display. Next, write each student's name on a different index card. Finally, fill the board's columns with the names and descriptions of different classroom jobs, leaving space beside each description to attach a library pocket.

Each Monday have a "manager" move the cards of students who had jobs last week into the "On Vacation" pocket. Then have him rotate the "For Hire" students' cards into the job pockets. Finally, have him move the "On Vacation" cards to the "For Hire" pocket. **Rami Parker—Gr. 4, Abita Springs Middle School, Abita Springs, LA**

Easy-to-Spot Reminders

Do you have students who sometimes forget to do their assigned classroom jobs? Solve that problem using simple visual reminders! Attach an E-Z-Up clip to each student's desk. Also write each classroom job on a separate index card. When a student is assigned a new job, have her clip that card on her desk. One quick glance reminds her that she's got a job to do! **Joyce Hovanec—Gr. 4, Glassport Elementary, Glassport, PA**



WANTED

Name: _____