



## GRAB YOUR EYE PATCHES, PEG LEGS, AND PARROTS, AND GET READY TO SET SAIL FOR AN EXCITING BUCCANEER BASH!

We'll show you how to helm a high seas adventure right in your living room or backyard. Combine these ideas with the pirate party kit printable crafts and you've got swashbuckling fun!

### ★ *Decorating ideas* ★

- ☠ Transform backyard structures and indoor spaces into a ship by attaching an old sheet or tablecloth "sail" to a jungle gym, shed, or living room ceiling. Add Jolly Roger flags and, if you're really feeling crafty, cut pieces of cardboard into waves and paint them blue. Then use the waves to make an ocean on the floor or in the backyard.
- ☠ Hang black latex balloons to quickly and easily enhance your party space. Use white paint to add skulls, ships, or other pirate icons.
- ☠ Make signs that you can hang on your ship, put around the room, or place in the yard. Try phrases like "Beware," "Keep Out," or "Pirates at Play."
- ☠ Decorate an old box or trunk with skulls and flags, and fill with an assortment of pirate garb: striped shirts, scarves, and vests. Don't forget to top it all off with the party kit eye patches and pirate hats! Let the kids play dress up, and be sure to snap some photos.





## Recipes



### *Anti-Scurvy Cider*




Heat apple cider with a few cinnamon sticks. Garnish with orange rinds.

### *Peg Legs*


Bake little chicken drumsticks and serve with a variety of dipping sauces such as ranch, honey-mustard, and BBQ.

### *Crossbones Cakes*

Transform regular old cupcakes into perfect pirate fare by topping with gold coin candies or icing each with a skull and crossbones.



## Activities for shipwrecked swashbucklers



### *Treasure Hunt*

Use the back of your pirate party invitations as treasure maps, turning each island landmark into a location in your home or yard (for instance, "Blue lake" could actually be the living room couch). Have treasure such as chocolate coins, fake jewels, and pirate bandanas waiting for your brave adventurers inside their hidden party kit treasure chests.

### *Pirate Arts and Crafts*

Pirate telescopes can be made from paper towel rolls the kids decorate with markers, plastic jewels, stickers, glitter, or other craft supplies. Squares of cotton fabric can become great take-home pirate flags with a little help from felt-tip markers.

### *Ocean in a Bottle*

Set up a table with empty, clean food jars and lids. Let kids add plastic sea creatures, glitter, and other ocean-themed goodies. Fill with a half water, half corn syrup mixture. An adult should then hot-glue each lid shut.

